

L 8 1/2" W 2 3/4"

VASA 4/12/22

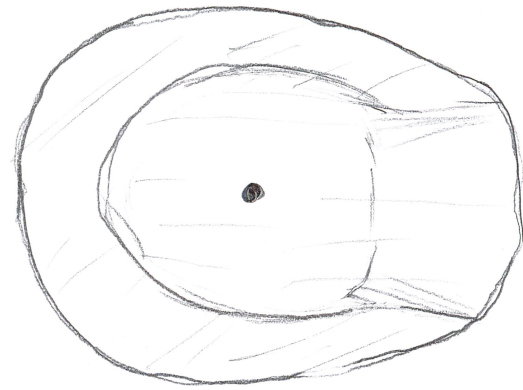
DASO

10616

FLESH-UP INSOLE, WELTED SHOE.
NARROW OVAL TOE,
M-RIGHT (VERY!)

6-7 OZ. FOLDED HANDMADE


SEW 4/4



16715

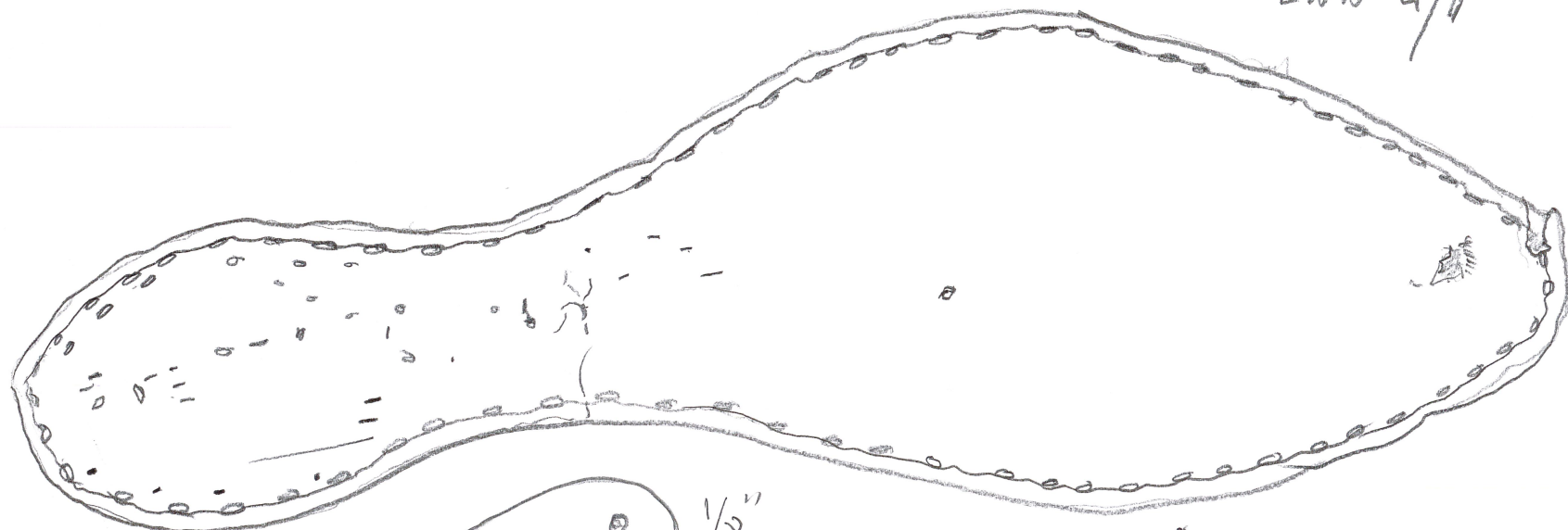
WOOD HEEL
CENTRAL TACK? HOLE,

IN HULL
OVERLAP



SHOE QUARTER

13516 DEL 1



9322:2

9322 DEL 1

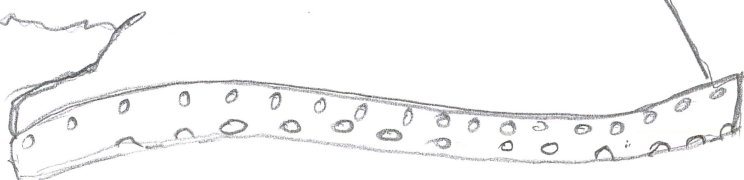
SHOE QUARTER
GRAIN DELAM
SD/DB



RCI
10/11

TYPE II SD

RCO
2/11



GRAIN DELAM FMC4

1/8" HOLE

RCI
3/11

TYPE II SD

RCO
7/11
RECTANGULAR
AWL



SEWED/STITCHED 2/4